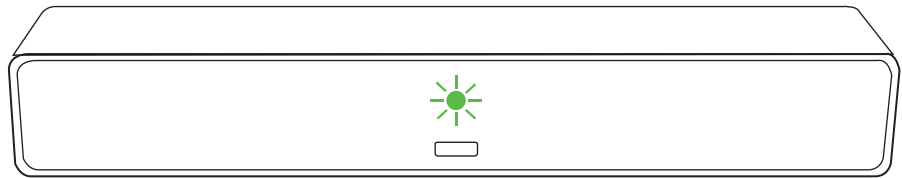


# AV120 Functions



## Light sequences:

The LED Colored light appears center of sound bar grille, above the ZVOX logo.

Powered On: Flashes WHITE followed by GREEN light.  → 

Powered Off: Single blink of RED light. 

AccuVoice 1: Single blink of PURPLE light. 

AccuVoice 2: Double blink of PURPLE light.

Surround 1: Single blink of BLUE light. 

Surround 2: Double blink of BLUE light.

Bluetooth Input: Blinks BLUE when searching for device or pairing.

Will blink Blue solid briefly once paired then disappear.

Volume Down- Display blinks Yellow, Volume up- Display Blinks Blue.

USB Input: display will show solid RED light briefly then - disappear (when selected).

Volume Down- Display blinks Yellow, Volume up- Display Blinks Red.


Optical/Minijack Input: display will show solid GREEN light briefly then - disappear (when selected).

Volume Down- Display blinks Yellow Volume up- Display Blinks Green.

MUTE: display will blink YELLOW slowly. 

Auto On/Off: This is adjusted using the OTHER SETTINGS button on remote.

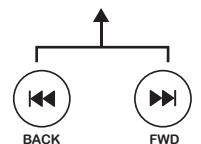
The unit has the Auto On/Off active out of box.

To disable the Auto ON/OFF press and hold the OTHER SETTINGS button on remote until- you see the RED light flash 3 times.. 

To re-enable Auto ON/OFF do the same until the display flashes BLUE 3 times 



AV120 Remote



Back & Forward buttons:  
These buttons will allow you to skip forward, or back from audio tracks when using the USB Drive Input or Bluetooth connections.